
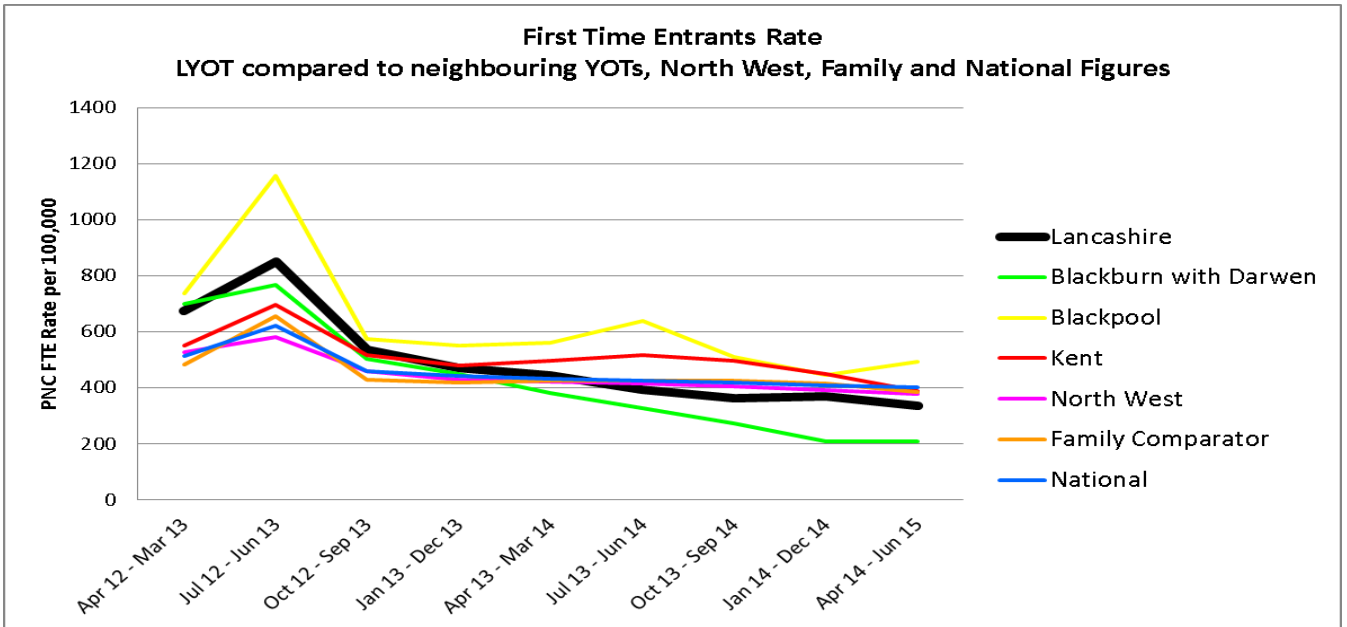


Youth Justice Management Board – 25th September 2015

Lancashire YOT Performance Report

1. National Indicator: First Time Entrants

Indicator	Previous Quarter Jan 14 – Dec 14	Current Quarter Apr 14 – Mar 15	Trend	Percentile Position	Summary
First Time Entrants to the Youth Justice System (Rate per 100,000)	369	335	Decreasing 	37 of 140 26% (2 nd quartile)	LYOT's FTE rate has decreased this quarter from 369 to 335. LYOT's ranking has also improved from 50 th to 37 th , but currently remains in the 2 nd quartile.



TEAM FIRST TIME ENTRANTS (RATE)	13 14 Q1	13 14 Q2	13 14 Q3	13 14 Q4	14 15 Q1	14 15 Q2	14 15 Q3	14 15 Q4	15 16 Q1
EAST	111	74	59	69	61	59	67	45	56
NORTH	93	99	99	83	122	61	72	47	32
SOUTH CENTRAL	197	152	94	112	97	51	63	53	46
LYOT	139	110	83	89	91	56	66	49	46


Data Analysis

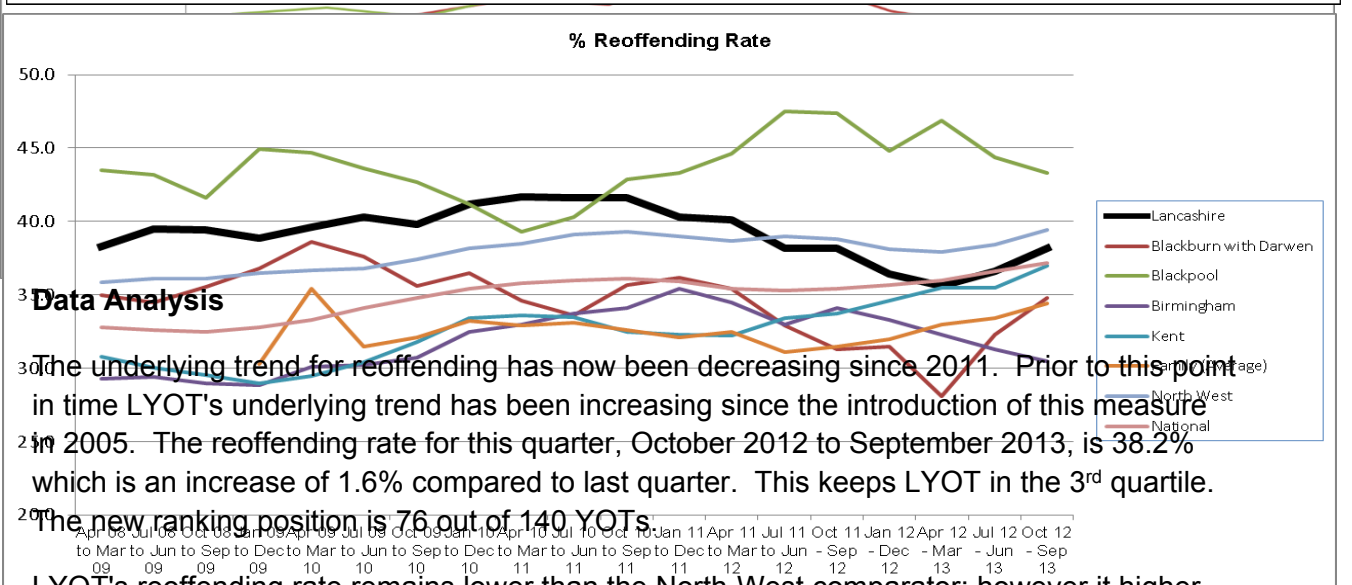
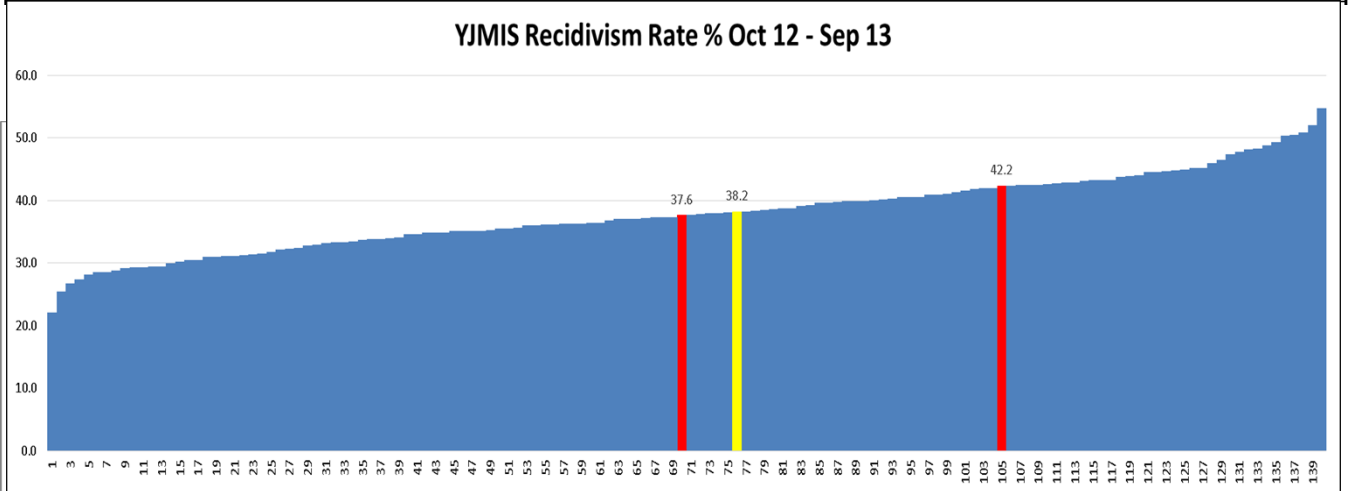
The underlying trend for FTEs has been reducing since 2007. This is a trend which has been mirrored by all the comparators in the same period. The last quarter has seen a slight decrease in the FTE rate from 369 to 335 for the period April 2014 to June 2015. This now places LYOT within the 2nd quartile – ranked 37th out of 140 YOTs.

LYOT's performance is better than all 3 comparators – North West, Family and National.

All LYOT teams have seen a decrease in the FTE rate for the current quarter with the exception of the East Team.

2. National Indicator: Recidivism


Indicator	Previous Quarter Jul 12 – Jun 13	Current Quarter Oct 12 – Sep 13	Trend	Percentile Position	Summary
Reoffending of young people in the Youth Justice System	36.6%	38.2%	Decreasing 	76 of 140 54% (3 rd quartile)	The reoffending rate figures have increased slightly from 36.6% to 38.2%, but the overall trend still indicates a decrease. The YOT ranking has also increased from 73 rd to 76 th . This means LYOT remains in the 3 rd quartile for reoffending.



LYOT's reoffending rate remains lower than the North West comparator; however it higher than the Family comparator and National comparators

The local 'real-time' reoffending tally measure has seen 'reoffending' levels remain relatively stable since Nov 2013.

3. National Indicator: Reducing the Use of Custody

Indicator	Previous Quarter Apr 14 – Mar 15	Current Quarter Jul 14 – Jun 15	Trend	Percentile Position	Summary
Use of Custody for young people. (Rate per 1000)	0.56	0.50	Stable 	86 of 140 80% (3 rd quartile)	The custody rate has decreased this quarter from 0.56 to 0.50. Despite this decrease, LYOT remains in the 3 rd quartile being 86 th out of 140 YOTs, but the trend remains stable.

TEAM USE OF CUSTODY (NUMBERS)														
	12 13 Q1	12 13 Q2	12 13 Q3	12 13 Q4	13 14 Q1	13 14 Q2	13 14 Q3	13 14 Q4	14 15 Q1	14 15 Q2	14 15 Q3	14 15 Q4	15 16 Q1	
East	7	3	5	7	5	3	4	6	6	0	1	2	5	
South Central	5	6	3	4	5	6	7	5	6	8	8	10	7	
North	6	2	2	1	0	4	1	1	4	4	3	3	3	
Lancashire	18	11	10	12	10	13	12	12	16	12	12	15	15	

Data Analysis

The underlying trend for LYOT's Custody has been stable since 2012. The last quarter has seen another slight decrease in custody from 0.56 to 0.50. Custody rates have been very good in Lancashire and this trend continues with LYOTs ranking being 86th out of 140 YOTs – placing LYOT in the third quartile.

LYOT's custody rate is marginally higher than all the comparator figures.

Custody figures remain low in all our teams with only a slight increase in the East from 2 to 5 young people.

Current LYOT Operational Analysis – key points

To further support the data analysis of the three national indicators, each of the three YOT teams carry out a local team analysis meeting each quarter. At these meetings, the relevant team operational managers, practitioners and performance officers discuss and identify key operational issues which are impacting either directly or indirectly on performance. The meetings primarily focus on the 3 national indicators, local measures and national standards.

Below are the key themes and issues emerging from these meetings based on exception reporting:

LYOT North Team

The first time entrants' rate continues to decrease in the North together with increases in triage figures. This indicates effective use of triage as an alternative to court action.

The Lancashire MOJ rate which is 18 months behind, has seen an increase in reoffending. This correlates with the five young people who had received ASBOs and then subsequently went on to commit a high number of offences.

Custody rates have remained static for a long time now and of the 3 young people who received custody: one was 19 years old at sentence and the other two were as a result of the serious nature of their offending and breach of their ISS requirements.

National standards compliance was very good at 81%.

South Central Team

There has been a number of personnel changes within the South Central team in recent months. A new Team Manager started in April and a Practice Manager left in May, to be replaced in July.

The last quarter has seen an increase in the number of new orders starting. The team also continues to manage a high caseload of young people who are assessed as a high or very high risk of serious harm to themselves (25 young people), those assessed as high risk of harm to others (18 young people) and five MAPPA cases.

The first time entrants' rate is still decreasing in the team. This is testament to the work done by the Police Officers delivering training sessions to other Police colleagues in the division as alternatives to out of court disposals, such as community resolution, triage and restorative justice options.

Reoffending is the highest in the county for the South Central Team. The team are planning some 'deep dive' analysis to determine some of the underlying causes of this.

Custody levels have reduced in the last quarter, however remain the highest for the county. Unfortunately despite robust alternatives to custody being recommended, most of the cases inevitably received custody due to the serious nature of the offending. Only one custody panel meeting took place last quarter and the team are to ensure that these are completed in all instances.

National standards compliance was very good at 81%.

East Team

The first time entrants' rate has seen a slight increase for the quarter to 56 young people per 100,000 of the 10-17 population. This is the highest rate in the county however significantly lower than previous historical rates. This is not a consistent trend across all district in the area. There is a view that inconsistent outcomes from the two Out of Court Disposal Panels (Burnley & Hyndburn) may be having an impact. This is being addressed by the attendance of a practice manager which is helping to achieve greater equity in process between the two panels.

The local reoffending rate has reduced for the East in the last quarter. The use of constructive and creative activities in the area has seen an increase in engagement with young people, in contrast to the usual office-based intervention. Activities have included:

- Work sessions with the Canal & Rivers Trust to make bird boxes and clearing ground near the canal;
- Cookery events – enabling young people to learn valuable life skills;
- Sports sessions such as football, rugby (non-contact) and arts activities.

Custody has slightly increased in the current quarter, however still remains low and stable. Robust community packages were proposed to the courts, however the seriousness of the offending resulted in an inevitable custodial sentence.

National standards compliance was very good at 83%.

Mukhtar Master,
Performance & Information Manager,
September 2015.